



GRP Material
(Proven to lasts decades in the African sun)




External mounting feet
(Seperate Accessory)



11 Different sizes



Halogen Free



Flame Retardant

**Slide Lid (IP 54)
Screw Lid (IP 65)**

Material	DMC (Dough Moulding Compound)			
Operating Temperature	-50° C to + 200° C			
Glow Wire Capability / Flammability	960° / UL94 V0			
Expected UV Life (Direct Exposure)	25 years +			
IP Level	IP54 for slide lid application, IP65 for screw lid application			
IK Level	IK8			
Security Level	1	2	3	4

Enclosures

Hinges

Locks

Handles


Accessories

Rotary Operating Handles

Insulators

Transformer Equipment

Index

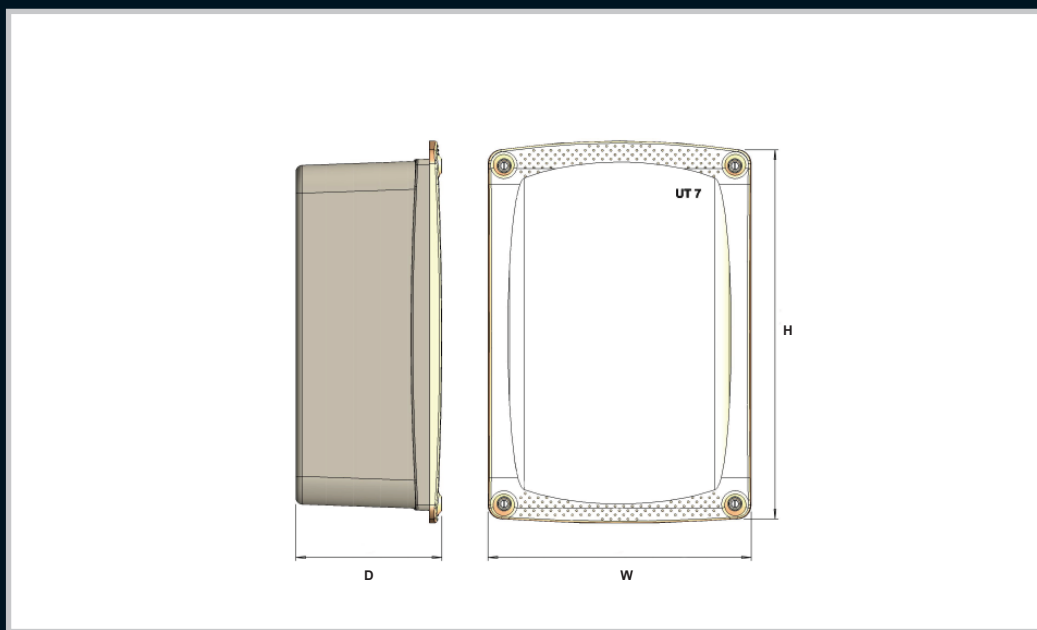


Note: Why slide lid? No gasket is used, so less chance of deterioration over extended use. Lifespan of IP level is increased.

- Enclosures
- Hinges
- Locks
- Handles
- Accessories
- Rotary Operating Handles
- Insulators
- Transformer Equipment
- Index



Part Number	Description
UT-MF	UT Mounting Feet
UT4-DIN	UT4 Shroud Kit
UT4-SAM	UT4 Shroud 6 Way Samite
UT6-DIN	UT6 Shroud 8 Way Din
UT6-SAM	UT6 Shroud 11 Way Samite
UT10-DIN	UT10 Shroud 24 Way Din
UT10-SAM	UT10 Shroud 32 Way Samite



	Internal Dimensions (mm)			External Dimensions (mm)			Screw Lid IP65	Slide Lid IP54	Qty per box	Device Plate Sold Separately
	H1	W1	D1	H	W	D	Part Number	Part Number		Part Number
UT1	80	80	60	122	110	70	040-751	040-752	10	DEV-UT1
UT2	110	110	90	155	144	100	040-655	040-714	9	DEV-UT2
UT3	160	110	90	204	144	100	040-670	040-715	8	DEV-UT3
UT4	210	160	90	253	194	100	040-656	040-716	8	DEV-UT4
UT4 -D	211	160	180	253	194	186	040-753	040-761	6	DEV-UT4
UT5	210	210	125	257	246	136	040-657	040-717	6	DEV-UT5
UT6	260	210	125	307	246	136	040-658	040-718	4	DEV-UT6
UT7	310	210	125	357	246	136	040-671	040-719	4	DEV-UT7
UT8	310	260	165	359	298	176	040-672	040-720	2	DEV-UT8
UT9	310	310	165	359	348	176	040-673	040-721	2	DEV-UT9
UT10	410	410	165	459	448	176	040-674	040-722	2	DEV-UT10